



ORDERING INFORMATION

THE MYNXGRIP™ Vascular Closure Device includes:

- (1) Balloon catheter with integrated sealant
- (1) 10ml locking syringe

| SIZE | COLOR | MYNX ORDER NUMBER |
|-------|-------|-------------------|
| 6F/7F | Green | MX6721 |
| 5F | Gray | MX5021 |

To order the MYNXGRIP™ Vascular Closure Device in the EMEA region contact your local Cordis sales rep.

Cordis™

For Healthcare Professionals Only.

Important information: Prior to use, refer to the instructions for use supplied with this device for indications, contraindications, side effects, suggested procedure, warnings and precautions. As part of its continuous product development policy, Cordis reserves the right to change product specifications without prior notification.

Please contact your Cordis representative for additional product availability information.

CORDIS, Cordis LOGO, MYNXGRIP are trademarks of Cordis and may be registered in the US and/or in other countries.

© 2021 Cordis. All Rights Reserved. 100526838-2 09/2021



FINISH STRONG

Cordis™

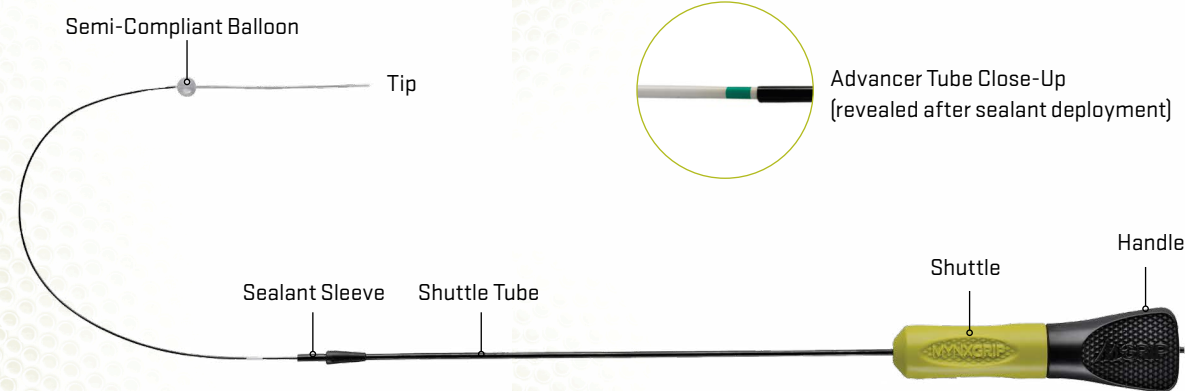


WHY COMPROMISE?

The MYNXGRIP™ Vascular Closure Device provides secure vascular closure without the trade-offs.

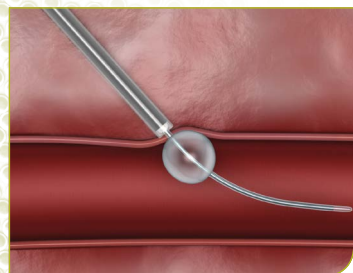
The MYNXGRIP™ Vascular Closure Device offers the security of mechanical closure combined with the **safety of an extravascular sealant**. The MYNXGRIP™ Device offers a patient-friendly closure option with no sutures, clamping, or metal implants and dissolves within 30 days leaving nothing behind but a healed artery or vein.

SEALANT SCIENCE FEATURING GRIP TECHNOLOGY



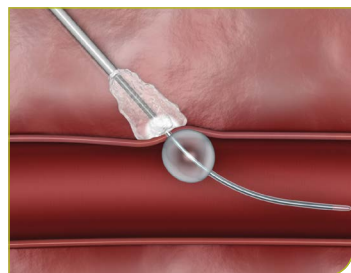
DEPLOYMENT STEPS

DEPLOY BALLOON



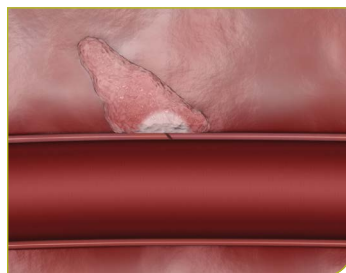
Achieve temporary hemostasis and position at the arteriotomy or venotomy

PLACE THE SEALANT



The Grip Tip securely adheres to the artery or vein and the sealant fills the tissue tract

REMOVE THE DEVICE



Platelets and blood cells collect inside the sealant's porous matrix

FINAL RESULT

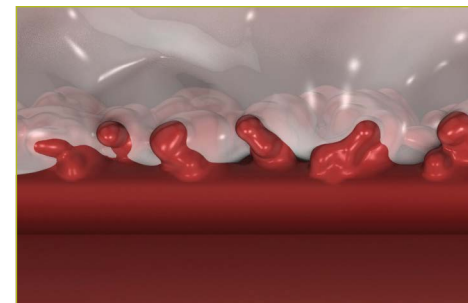


The sealant dissolves within 30 days leaving nothing behind but a healed artery or vein



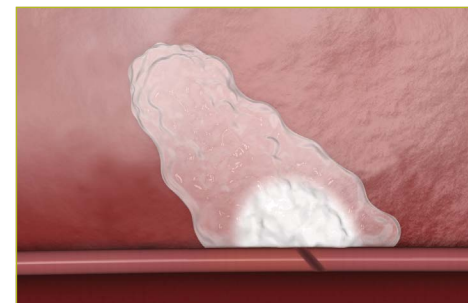
THE SEALANT

The sealant in the MYNXGRIP™ Device consists of Polyethylene Glycol (PEG), a water-soluble, bio-inert, non-thrombogenic polymer, and is comprised of two configurations of PEG, the Grip Tip and the sealant.



GRIP TECHNOLOGY

Once the sealant enters the tissue tract, the body's temperature and pH level cause the Grip Tip to soften and securely adhere to the vessel wall, effectively gripping the artery and providing active closure.



The sealant's porous structure absorbs blood and subcutaneous fluids. The sealant swells three to four times its original size, filling the tissue tract.



The sealant actively adheres to the artery or vein while expanding and filling the tissue tract, providing a durable hemostasis and a platform for natural healing.

Bovine vessel suspended by sealant

Security of **mechanical closure**,
Safety of an **extravascular sealant**.